

1 2 3 4 5 6 7 8

A

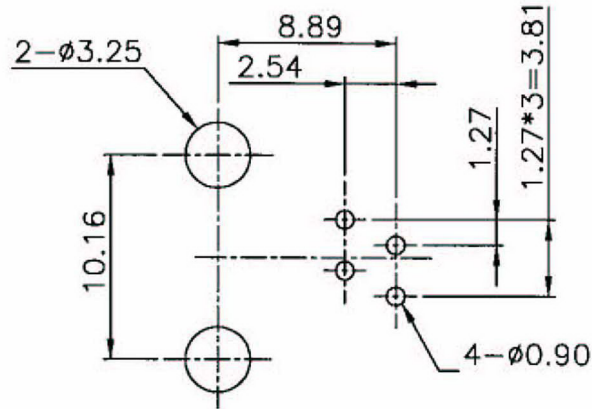
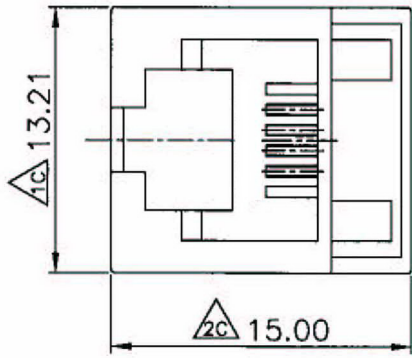
A

B

B

C

C



PCB LAYOUT/TOP VIEW

D

D

MATERIALS:

PLASTIC HOUSING: ENGINEERING THERMOPLASTIC

FLAMMABILITY RATING UL 94V-0.

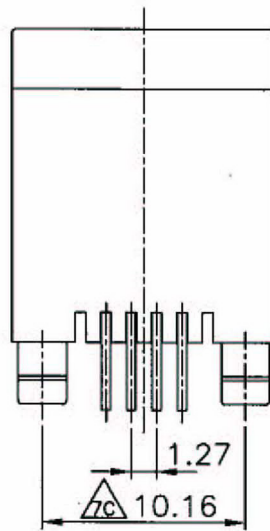
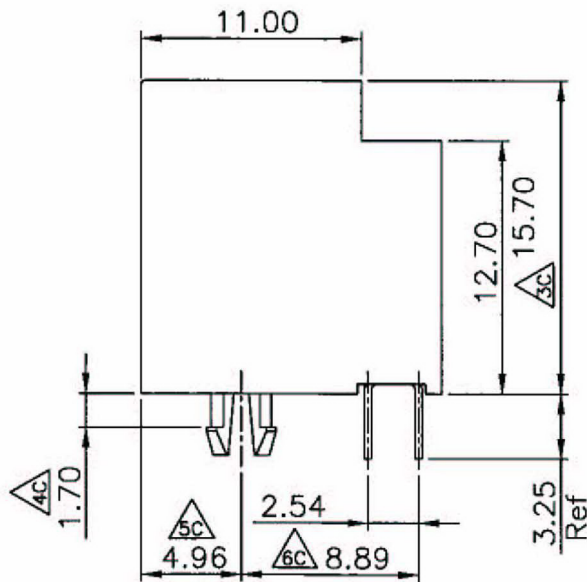
CONTACTS: PHOSPHOR BRONZE

PLATING: GOLD PLATING OVER NICKEL IN CONTACT.

TIN PLATING OVER NICKEL IN SOLDER AREA.

E

E



H

H

1 2 3 4 5 6 7 8

<b>RoHS Compliant</b>		<b>HSM 玄茂科技股份有限公司</b> <b>HSUAN MAO TECHNOLOGY CO., LTD.</b>	
APPD. 核准 Betty	 TOLERANCE 容許公差 .XXX ±0.10 .XX ±0.25 .X ±0.38 X ±0.50 ANG ±3°	PART NAME 品名 TOP ENTRY PCB JACK M TYPE 6P4C DIP TYPE BLACK INSULATOR ROHS LOW-LEAD	
DWG. 製圖 Jolin	SCALE 比例 參考 UNIT 單位 MM PAGE 張數 1 / 1	SIZE 紙張尺寸 A4 REV. 版次 A	PART NO. 料號 C0055-64PXB000R
DATE 制表日 2007/03/28			