

1 2 3 4 5 6 7 8

A

B

C

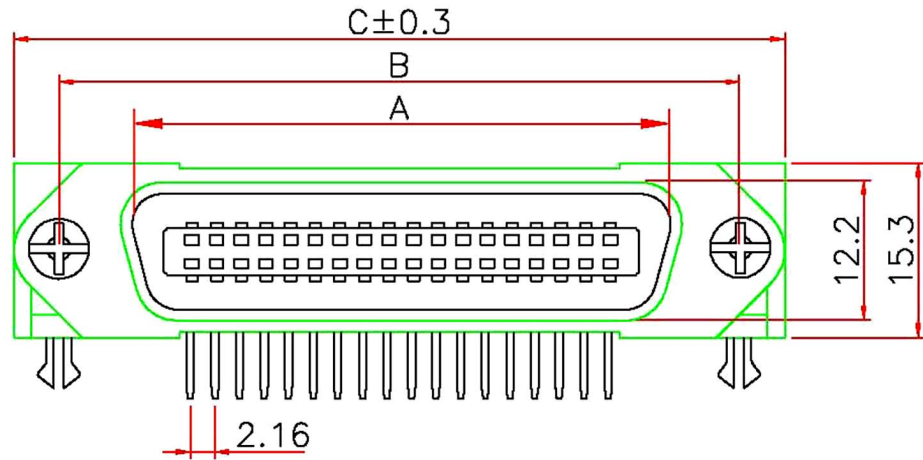
D

E

F

G

H

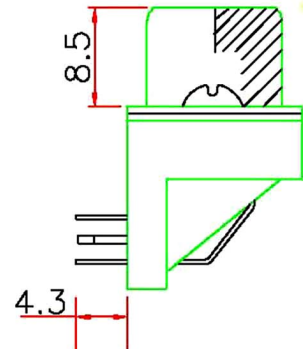
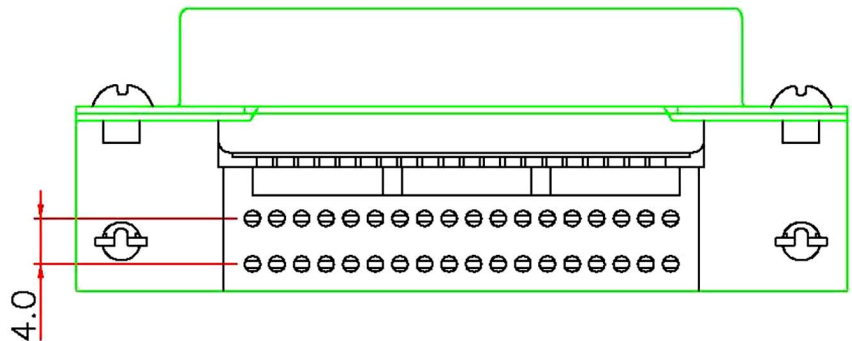


INSULATOR - P.B.T. +30%GLASS FIBER
 UL 94V-0
 CONTACT - PHOSPHOR BRONZE
 SHELL FINISH - STEEL NICKEL PLATED
 HOOD - STEEL
 PLATING - CONTACT
 1. GOLD FLASH (COMPLETE)
 2. SELECTIVE GOLD OVER NICKEL PLATED
 (CONTACT AREA) TIN OVER NICKEL PLATED (TAIL AREA)
 - SHELL
 NICKEL OVER COPPER PLATED
 - HOOD
 NICKEL OVER COPPER PLATED

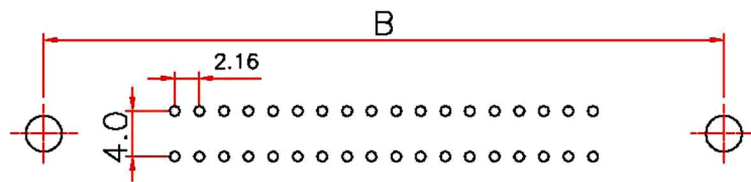
ELECTRICAL CHARACTERISTICS

RATING CURRENT : 5 AMP
 CONTACT RESISTANCE : < 25 MILLIOHM
 INSULATION RESISTANCE : > 1000 MEGOHM AT 500V
 DIELECTRIC VOLTAGE : 1000V AT 1 MINUTE
 OPERATION TEMPERATURE : -55°C TO +105°C

APPLIED TO WAVE SOLDER CAPABLE TO 240°



POSITION	A	B	C
14M	25.50	36.00	43.90
24M	36.30	46.80	54.70
36M	49.30	59.70	67.70
50M	64.40	74.90	82.80



RECOMMENDED P.C.B LAYOUT (TOP VIEW)
 TOLERANCES: ±0.10mm

RoHS Compliant		HSM 玄茂科技股份有限公司 HSUAN MAO TECHNOLOGY CO., LTD.	
APPD. 核准 Angel	SCALE 比例 參考	TOLERANCE 容許公差 .0 ±0.3 .00 ±0.2 ANG. ±5°	PART NAME 品名 CENTRONIC PCB 90°36M SCREW W/BOARDLOCK W/O LATCH ROHS LOW-LEAD
DWG. 製圖 Yumi		UNIT 單位 M M PAGE 張數 1 OF 1	PART NO. 料號 C0713-XXMAAXX0R
DATE 制表日 2008/03/19		SIZE 紙張尺寸 A 4 REV. 次 A	

1 2 3 4 5 6 7 8