

1 2 3 4 5 6 7 8

A

B

C

D

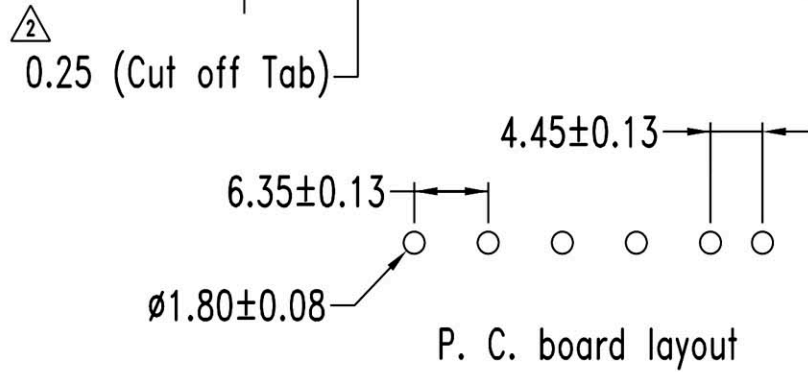
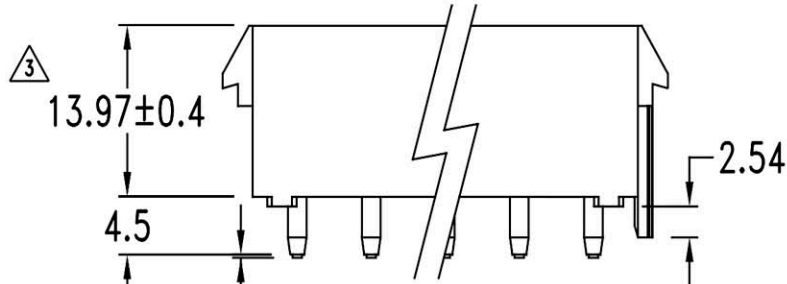
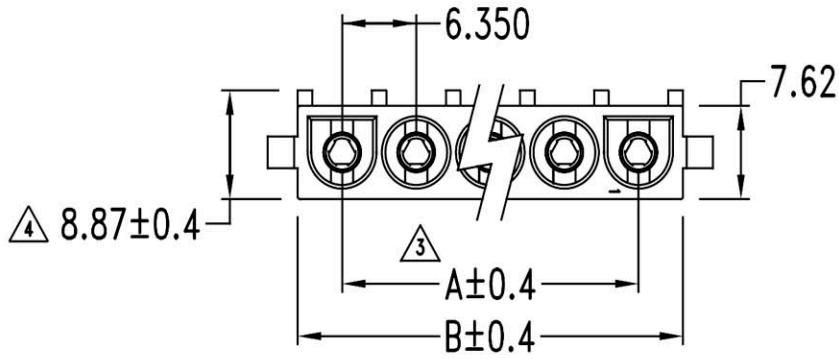
E

F

G

H

Single Row



P. C. board layout

Ordering Information

Part No. Circuits	Feature	With Polarizing	Without Polarizing	Material
2		W6351-02PSSYW0R	W6351-02PSSNW0R	UL 94V-2 nylon 66
3		W6351-03PSSYW0R	W6351-03PSSNW0R	
4		W6351-04PSSYW0R	W6351-04PSSNW0R	
5		W6351-05PSSYW0R	W6351-05PSSNW0R	
6		W6351-06PSSYW0R	W6351-06PSSNW0R	
7		W6351-07PSSYW0R	W6351-07PSSNW0R	
8		W6351-08PSSYW0R	W6351-08PSSNW0R	
9		W6351-09PSSYW0R	W6351-09PSSNW0R	
10		W6351-10PSSYW0R	W6351-10PSSNW0R	
2		W6351-02PSSYW1R	W6351-02PSSNW1R	
3		W6351-03PSSYW1R	W6351-03PSSNW1R	
4		W6351-04PSSYW1R	W6351-04PSSNW1R	
5		W6351-05PSSYW1R	W6351-05PSSNW1R	
6		W6351-06PSSYW1R	W6351-06PSSNW1R	
7		W6351-07PSSYW1R	W6351-07PSSNW1R	
8		W6351-08PSSYW1R	W6351-08PSSNW1R	
9		W6351-09PSSYW1R	W6351-09PSSNW1R	
10		W6351-10PSSYW1R	W6351-10PSSNW1R	

Dimensional Information ( mm )

Circuits	Dim. A	Dim. B	Circuits	Dim. A	Dim. B
2	6.35	13.97	7	38.10	45.72
3	12.70	20.32	8	44.45	52.07
4	19.05	26.67	9	50.80	58.42
5	25.40	33.02	10	57.15	64.77
6	31.75	39.37			

RoHS  
Compliant

**HSM** 玄茂科技股份有限公司  
**HSUAN MAO TECHNOLOGY CO., LTD.**

APPD. 核准	SCALE 比例	TOLERANCE 容許公差 0 ± 0.35 .00 ± 0.25 ANG. ± 3°	PART NAME 品名 6.35mm WAFER STRAIGHT(FEMALE) 1X??P (W/O & W/ POLARIZING FEATURE) (MATERIAL:V-2 & V-0) WHITE COLOR ROHS
DWG. 製圖			
DATE 制表日 2017/12/4	Helen	M M	A 4
	PAGE 張數	1 OF 1	REV. 版本
			A

PART NO. 料號	W6351-XXPSSXW0R
----------------	-----------------

1 2 3 4 5 6 7 8