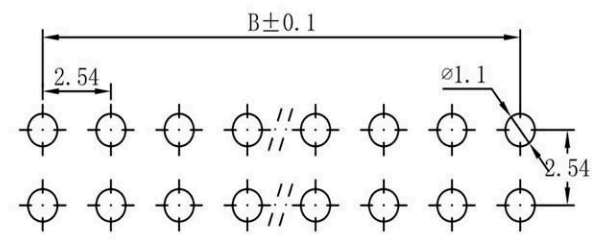
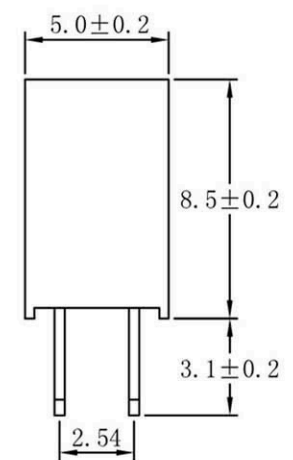
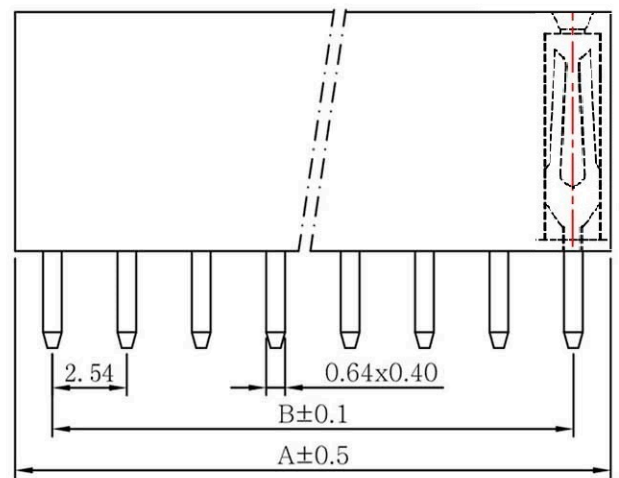
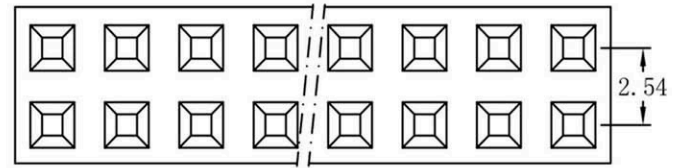


PIN	A	B
1	2.54	0.00
2	5.08	2.54
3	7.62	5.08
4	10.16	7.62
5	12.70	10.16
6	15.24	12.70
7	17.78	15.24
8	20.32	17.78
9	22.86	20.32
10	25.40	22.86
11	27.94	25.40
12	30.48	27.94
13	33.02	30.48
14	35.56	33.02
15	38.10	35.56
16	40.64	38.10
17	43.18	40.64
18	45.72	43.18
19	48.26	45.72
20	50.80	48.26
21	53.34	50.80
22	55.88	53.34
23	58.42	55.88
24	60.96	58.42
25	63.50	60.96
26	66.04	63.50
27	68.58	66.04
28	71.12	68.58
29	73.66	71.12
30	76.20	73.66
31	78.74	76.20
32	81.28	78.74
33	83.82	81.28
34	86.36	83.82
35	88.90	86.36
36	91.44	88.90
37	93.98	91.44
38	96.52	93.98
39	99.06	96.52
40	101.60	99.06



P.C.B Layout

1. APPLICATION AND FEATURES

- * Compact and low profile design for saving space.
- * High reliable contact with low insertion force.
- * Straight and right angle type facilitate engineering design.
- * Mate with flexible Printed Circuit.

2. SPECIFICATIONS

- * Current Rating : 3 Amp
- * Insulator resistance : 1000 Megohms min. / 500v DC for 1 minutes.
- * Contact resistance : 20m ohm Max.
- * Dielectric withstanding : AC 500v for 1 minutes.
- * Operating Temperature : -40°C ~ 105°C
- * Contact Material : Brass
- * Insulator Material : Polyester, UL 94V-0, Standard P.B.T

"Solder temp. in oven is max. 180 degree C for 3 sec."

RoHS Compliant		HSM 玄茂科技股份有限公司 HSUAN MAO TECHNOLOGY CO., LTD.	
APPD. 核准 DWG. 製圖 DATE 制表日 2017/6/2	SCALE 比例 Helen UNIT 單位 M M PAGE 張數 1 OF 1	TOLERANCE 容許公差 0 ± 0.35 .00 ± 0.25 ANG. ± 3° SIZE 紙張尺寸 A 4 REV. 版本 C	PART NAME 品名 2.54mm FEMALE HEADER DUAL ROW H:8.4mm 2X?P STRAIGHT TYPE ROHS PART NO. 料號 C2806-XXBSXH00R