

**FEATURES:**

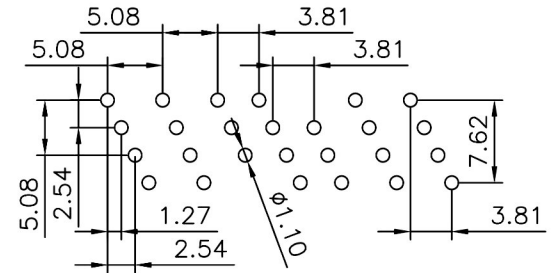
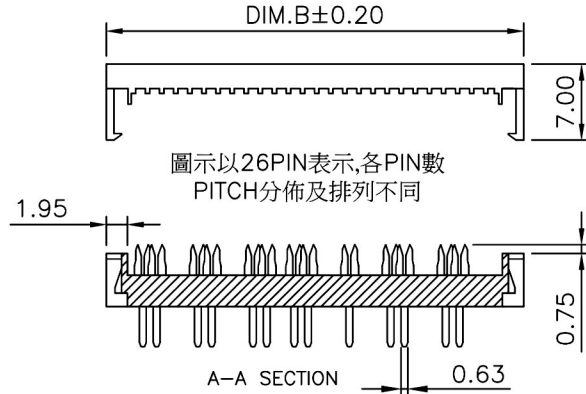
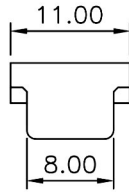
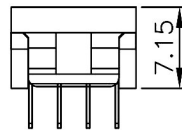
- . 10-40 Circuits
- . PBT + 30% Glass Fiber [UL 94V-0]
- . Ideal for high density stacking on the P.C. Board
- . Designed to fit into stander .100" x .100" [2.54mm x 2.54mm] stagged terminal
- . Provision of ease and permanent termination of flat cable to PCB
- . Ribbed base aids cable positioning
- . Grooved cable positioning
- . Choice of plating options
- . Finish : Gold or Tin Plated

**SPECIFICATIONS:**

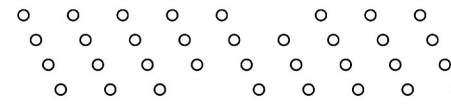
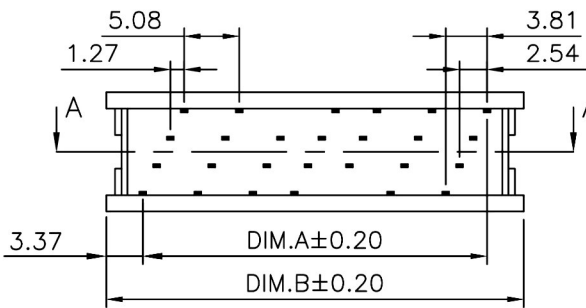
- . Current rating: 3A AC, DC
- . Voltage rating: 250V AC, Maximum
- . Temperature range: -40°C ~ +105°C
- . Contact resistance: Initial Value/10mΩ max.  
After environmental testing /20mΩ max.
- . Insulation resistance: 1000 MΩ min
- . Withstand voltage: 500V AC/minute
- . Applicable wires: AWG 18, 7 strands  
.050" [1.27mm] pitch flat cable
- . Applicable PC Board thickness: .063" [1.6mm]

PIN數	DIM.A	DIM.B
10	11.43	18.17
16	19.05	25.79
20	24.13	30.87
26	31.75	38.49
34	41.91	48.65
40	49.53	56.27

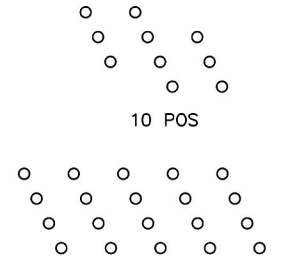
**ASSEMBLY DIM**



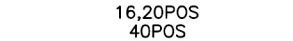
P.C. Board Layout




34 POS



10 POS



16,20POS  
40POS



26 POS

**RoHS Compliant** **HSM 玄茂科技股份有限公司**  
**HSUAN MAO TECHNOLOGY CO., LTD.**

**General Tolerances (unless specified)**

Cable use only	5~500 ±5mm	X.X ±0.20
	500~1000 ±10mm	X.XX ±0.10
	1000~1500 ±15mm	X.XXX ±0.05
	1500~2000 ±20mm	Angle
		X ± 2°
		X.X ± 1°

APPD. 核准	HELEN
DWG. 製圖	ABBY
DATE 制表日	2021/09/06

TOLERANCE 容許公差	.0 ±
	.00 ±
	ANG. ±
SCALE 比例 參考	
UNIT 單位	MM
PAGE 張數	1 / 1

PART NAME 品名	DIP PLUG 1.27mm XXP TIN OR GOLD PLATING BLACK COLOR ROHS
PART NO. 料號	C3400-XXXB0000R