

1 2 3 4 5 6 7 8

A

B

C

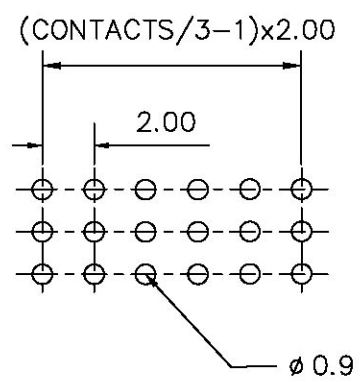
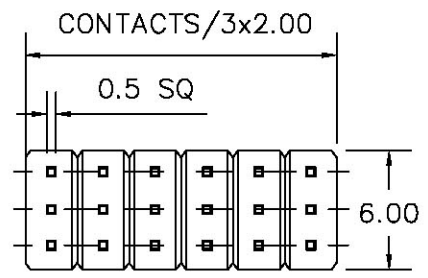
D

E

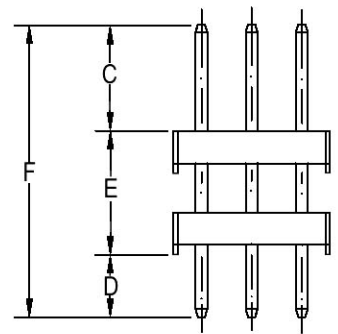
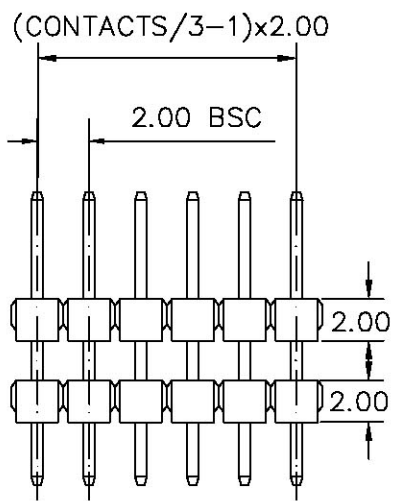
F

G

H



RECOMMENDED P.C.B LAYOUT



F: 14.80 mm D: 2.80 mm C: 4.00 mm E: 8.00 mm

CONTACTS	3X21
3X2	3X22
3X3	3X23
3X4	3X24
3X5	3X25
3X6	3X26
3X7	3X27
3X8	3X28
3X9	3X29
3X10	3X30
3X11	3X31
3X12	3X32
3X13	3X33
3X14	3X34
3X15	3X35
3X16	3X36
3X17	3X37
3X18	3X38
3X19	3X39
3X20	3X40

MATERIAL
 HOUSING : THERMOPLASTIC UL94V-0
 CONTACT : COPPER ALLOYS

SPECIFICATION
 CURRENT: 3A
 OPERATING TEMPERATURE: -55°C TO +105°C
 CONTACT RESISTANCE : 20 MILLIOHMS MAX
 INSULATION RESISTANCE : 1000 MEGAOHMS MIN
 WITHSTANDING VOLTAGE: AC 1000V RMS

RoHS
Compliant

HSM 玄茂科技股份有限公司
HSUAN MAO TECHNOLOGY CO., LTD.

APPD.
核准
DWG.
製圖
DATE 制表日
2006/09/22

SCALE
比例
UNIT
單位
PAGE
張數
1 OF 1

TOLERANCE
容許公差
PART NAME 品名
2.0mm PIN HEADER TRIPLE ROW DUAL INSULATOR H:2.0mm
STRAIGHT TYPE (C=4 D=2.8 E=8 F=14.8mm) ROHS LOW-LEAD
PART NO.
料號 C6230-XXISXHA0R

1 2 3 4 5 6 7 8