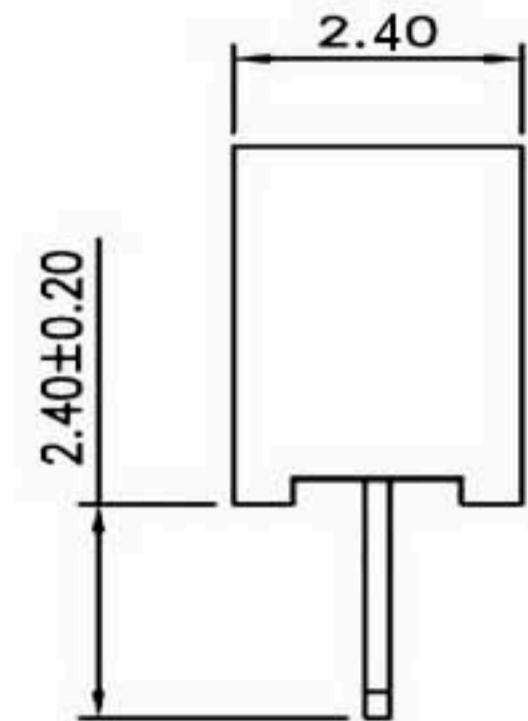
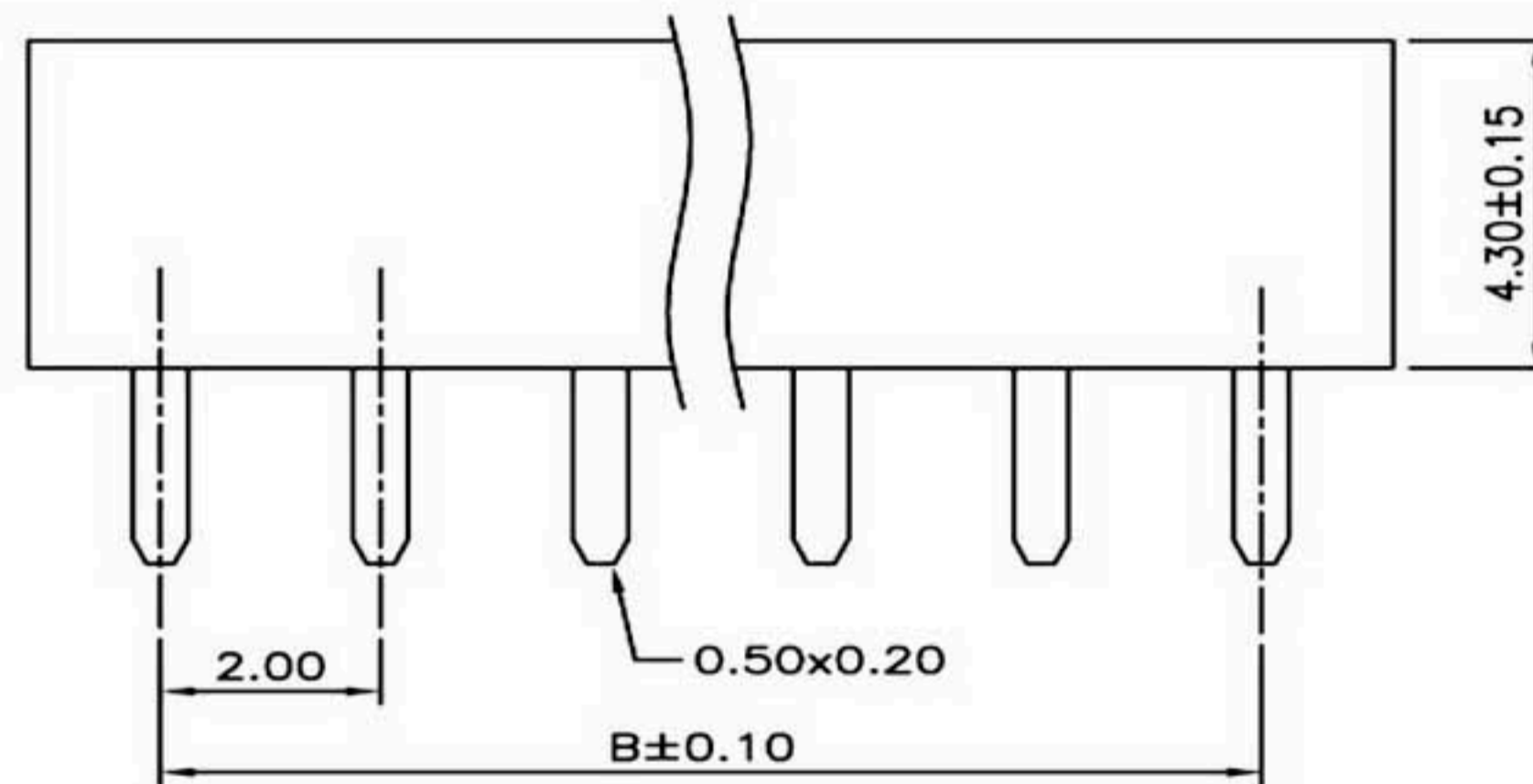
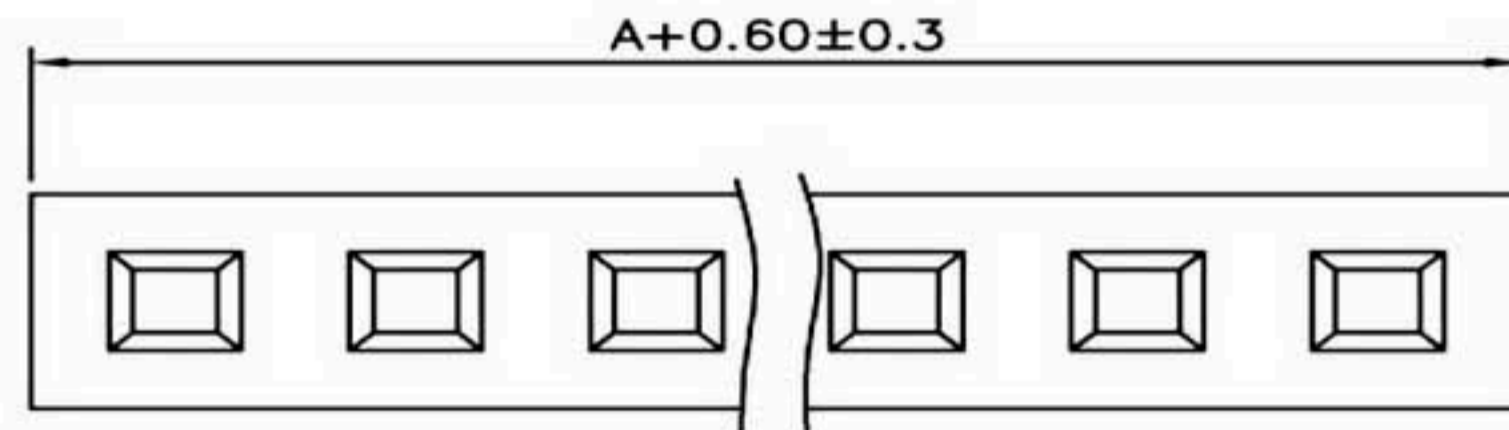
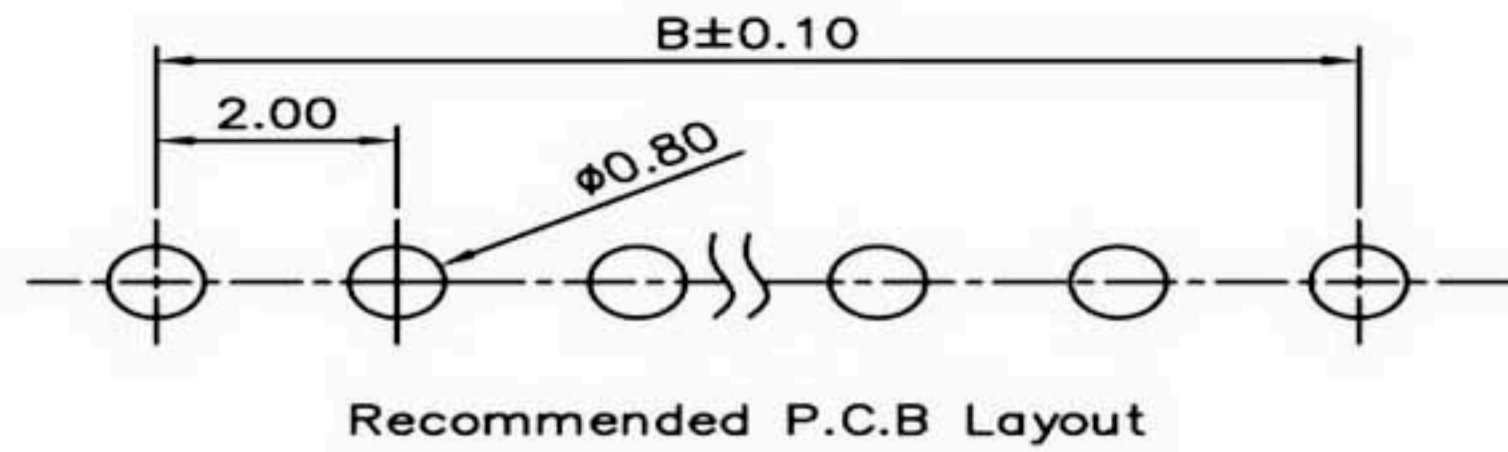


Cir- cuits	Dimension (mm)	
	B	A
3	4.00	6.50
4	6.00	8.50
5	8.00	10.50
6	10.00	12.50
7	12.00	14.50
8	14.00	16.50
9	16.00	18.50
10	18.00	20.50
11	20.00	22.50
12	22.00	24.50
13	24.00	26.50
14	26.00	28.50
15	28.00	30.50
16	30.00	32.50
17	32.00	34.50
18	34.00	36.50
19	36.00	38.50
20	38.00	40.50
21	40.00	42.50
22	42.00	44.50
23	44.00	46.50
24	46.00	48.50
25	48.00	50.50
26	50.00	52.50
27	52.00	54.50
28	54.00	56.50
29	56.00	58.50
30	58.00	60.50
31	60.00	62.50
32	62.00	64.50
33	64.00	66.50
34	66.00	68.50
35	68.00	70.50
36	70.00	72.50
37	72.00	74.50
38	74.00	76.50
39	76.00	78.50
40	78.00	80.50



SPECIFICATION

Current Rating: 1Amp
 Insulator Resistance: 5000 Megohms Min.
 Contact Resistance: 20 Milliohms Max.
 Dielectric Withstanding: AC 500V
 Operating Temperature: -40°C~+105°C
 Max Processing Temp: 230°C For 60 Seconds
 260°C For 10 Seconds
 Insulator Material: Polysphor, UL 94V-0
 Standard: Nylon-9T
 Contact Material: Phosphor Bronze.
 Finish: Gold Flash All Over

RoHS Compliant		HSM 玄茂科技股份有限公司 HSUAN MAO TECHNOLOGY CO., LTD.	
APPD. 核准 <i>Helen</i>	SCALE 比例 参考	TOLERANCE 容許公差 .0 ± 0.2 .00 ± 0.1 ANG. ±	PART NAME 品名 2.0mm FEMALE HEADER SINGLE ROW H:4.3mm 1X??P STRAIGHT GOLD PLATING BLACK INSULATOR ROHS
DWG. 製圖 <i>ABBY</i>	UNIT 單位 MM	SIZE 紙張尺寸 A4	PART NO. 料號 C6801-XXASGL00R
DATE 制表日 2014/03/25	PAGE 張數 1 OF 1	REV. 版本 B	