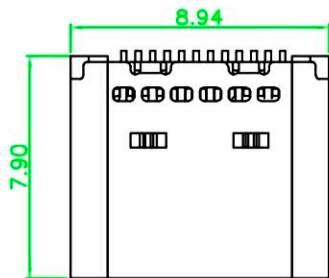
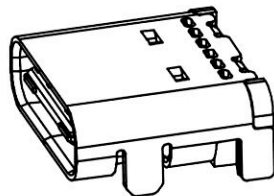


1 2 3 4 5 6 7 8

A



B



NOTE:

1.MATERIAL:

- 1.1 INSULATOR: HIGH TEMPERATURE PLASTIC UL 94 V-0;
- 1.2 CONTACT: COPPER ALLOY
- 1.3 SHELL:STAINLESS STEEL
- 1.4 MYLAR:POLYIMIDE

2.ELECTRICAL CHARACTERISTICS:

- 2.1 CONTACT RESISTANCE: 40mΩ Max FOR INITIAL. 10mΩ CHANGE AFTER TEST. MEASURE AT 20mV, 100mA.
- 2.2 CONTACT CURRENT RATING: 3A FOR VBUS PIN; 1.25A FOR VCONN PIN.
- 2.3 DIELECTRIC WITHSTANDING VOLTAGE: 100V AC R.M.S.
- 2.4 INSULATION RESISTANCE 100MΩ Min
- 2.5 OPERATING TEMPERATURE: -40ï¿½C ~ 85ï¿½C

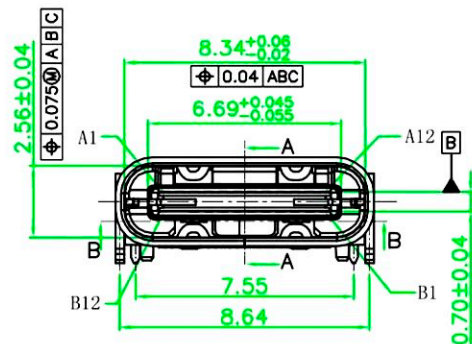
3 MECHANICAL CHARACTERISTICS:

- 3.1 MATING FORCE: 5~20 N.
- 3.2 UNMATED FORCE: 6~20N AFTER TEST
- 3.3 DURABILITY: 10,000 CYCLES

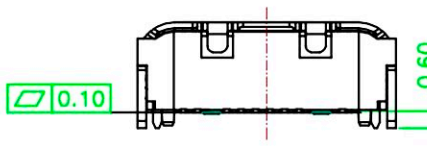
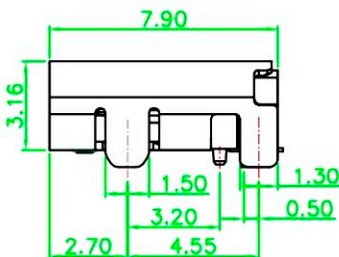
4.PLATING:

- 4.1 TERMINAL CONTACT: (SEE TAB) GOLD PLATING 8u" ALL OVER 50u" Min NICKEL AND 80u"Min Tin ALL OVER 50u" Min NICKEL ON SOLDER AREA
- 4.2 SHELL: 50u" Min. NICKEL ALL OVER,

C



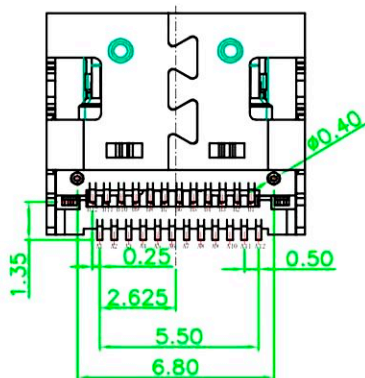
D



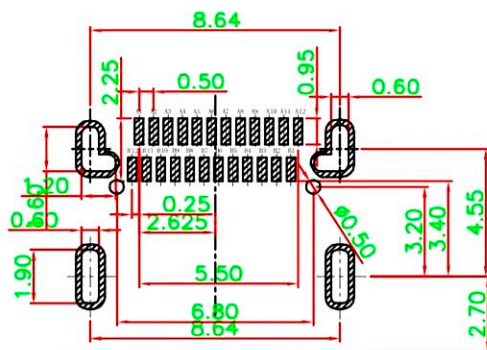
E

A1	GND	B12	GND
A2	SSTXP1	B11	SSRXP1
A3	SSTXN1	B10	SSRXN1
A4	VBUS	B9	VBUS
A5	CC1	B8	SBU2
A6	DP1	B7	DN2
A7	DN1	B6	DP2
A8	SBU1	B5	CC2
A9	VBUS	B4	VBUS
A10	SSRXN2	B3	SSTXN2
A11	SSRXP2	B2	SSTXP2
A12	GND	B1	GND
PIN	SIGNAL NAME	PIN	SIGNAL NAME

F



G



H

RECOMMENDED P.C.B. LAYOUT  
TOLERANCE UNSPECIFIED ±0.05mm

RoHS  
Compliant

**HSM** 玄茂科技股份有限公司  
**HSUAN MAO TECHNOLOGY CO., LTD.**

APPD.  
核准

DWG.  
製圖

DATE

Helen

2018/8/27

SCALE  
比例

UNIT  
單位

PAGE  
張數

TOLERANCE  
容許公差

SIZE  
紙張尺寸

REV.  
版本

PART NAME 品名

USB C TYPE CONNECTOR 24P FEMALE  
DUAL ROW SMT TYPE SHELL FOOT:DIP TYPE  
WITH LOCATING PEG BLACK COLOR(LCP)  
REEL PACKING ROHS

PART NO.

料號 C8391-24CFXBRNR

1 2 3 4 5 6 7 8