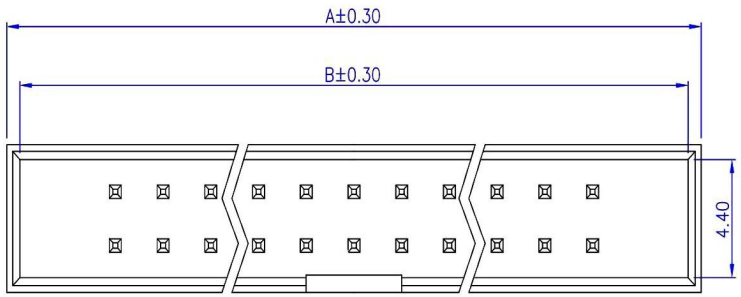

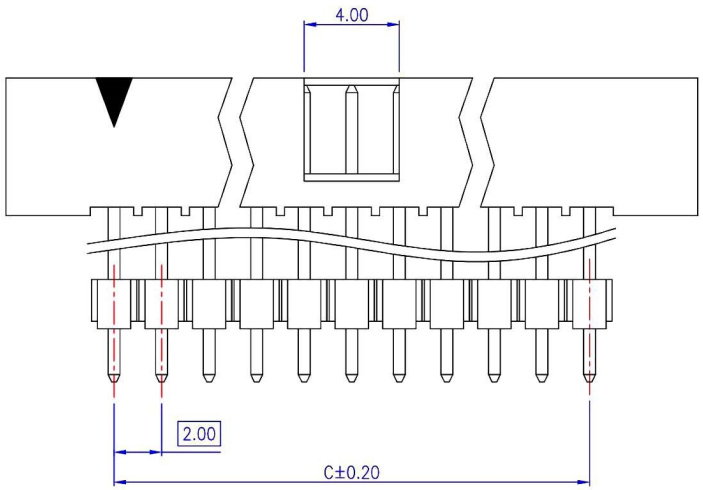

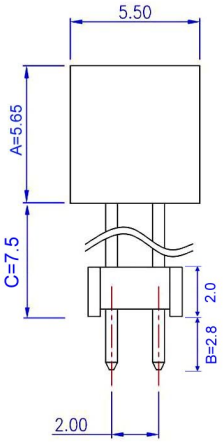

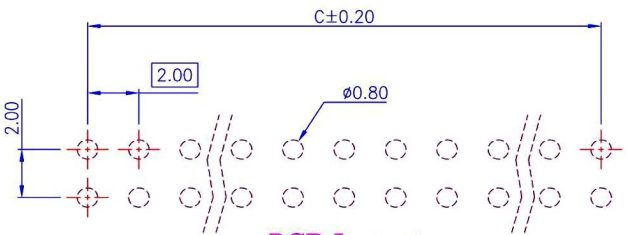

PCB Layout
(Top View)

Material and Finish

1. Housing: Nylon 9T (UL94V-0), Black.
2. Terminal: Sq. 0.50mm Copper Alloy, Gold Plating
3. PH Housing: Nylon 6T (UL94V-0), Black.

Electrical Characteristics

1. Current Rating: 1.0 Amp. Max..
2. Dielectric Withstand Voltage:
   800V AC RMS for 60Seconds.
3. Insulation Resistance:
   1000M Ohms Min. at 500V DC.

Mechanical Characteristics

1. Operating Temperature: -55°C ~ +105°C

Dimensions			
Pos	A	B	C
06	13.20	12.10	4.00
08	15.20	14.10	6.00
10	17.20	16.10	8.00
12	19.20	18.10	10.00
14	21.20	20.10	12.00
16	23.20	22.10	14.00
18	25.20	24.10	16.00
20	27.20	26.10	18.00
22	29.20	28.10	20.00
24	31.20	30.10	22.00
26	33.20	32.10	24.00
28	35.20	34.10	26.00
30	37.20	36.10	28.00
32	39.20	38.10	30.00
34	41.20	40.10	32.00
36	43.20	42.10	34.00
40	47.20	46.10	38.00
44	51.20	50.10	42.00
50	57.20	56.10	48.00
60	67.20	66.10	58.00
64	71.20	70.10	62.00
68	75.20	74.10	66.00

RoHS Compliant

HSM 玄茂科技股份有限公司
HSUAN MAO TECHNOLOGY CO., LTD.

APPD. 核准: Betty	SCALE 比例: 參考	TOLERANCE 容許公差: .0 ± 0.30, .00 ± 0.20, ANG. ± 3°	PART NAME 品名: 2.0X2.0mm BOX HEADER WITH PIN HEADER XXP(2XXXP) GOLD FLASH PLATING A=5.65mm B=2.8mm C=7.5mm ROHS
DWG. 製圖: Betty	UNIT 單位: M M	SIZE. 紙張尺寸: A 4	PART NO. 料號: C9520-XXSAGB00R
DATE 制表日: 2012/09/17	PAGE 張數: 1 OF 1	REV. 版次: B	