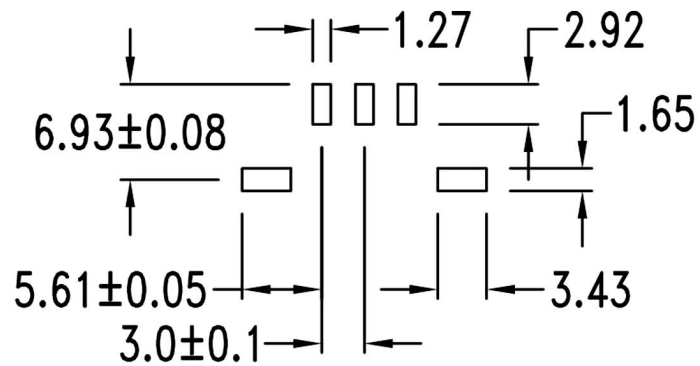
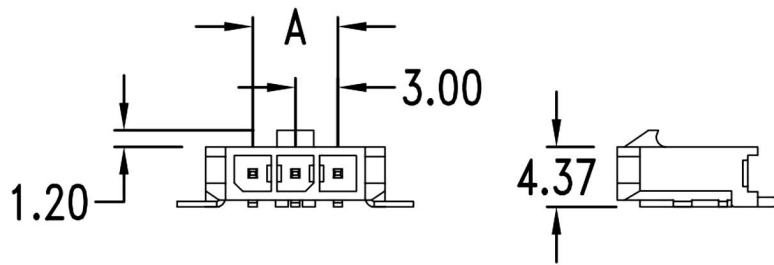
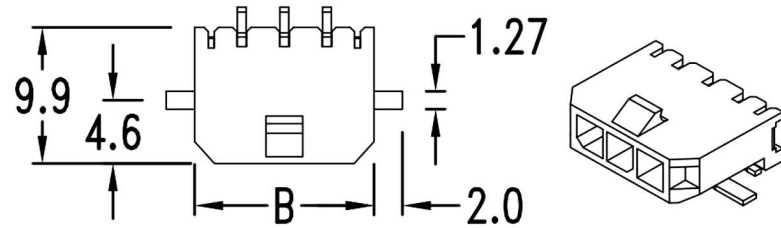


Dimensional Information

Circuits	Dim. A	Dim. B	Circuits	Dim. A	Dim. B	Circuits	Dim. A	Dim. B	Circuits	Dim. A	Dim. B	Circuits	Dim. A	Dim. B	Circuits	Dim. A	Dim. B
2	3.0	9.65	4	9.0	15.65	6	15.0	21.65	8	21.0	27.65	10	27.0	33.65	12	33.0	39.65
3	6.0	12.65	5	12.0	18.65	7	18.0	24.65	9	24.0	30.65	11	30.0	36.65			



PCB Layout: Component side

Features:

- 2 ~ 12 circuits available
- Material: LCP
- Tin-plated brass pin

Specification:

- Current rating: 5A AC, DC
- Voltage rating: 250V AC, DC
- Contact resistance: 10mΩ Max.
- Dielectric withstanding voltage: 1500V AC/minute
- Ambient temperature range: -25°C ~ 85°C

RoHS Compliant		HSM 玄茂科技股份有限公司 HSUAN MAO TECHNOLOGY CO., LTD.	
APPD. 核准		TOLERANCE .000 ± 0.05 (mm) .00 ± 0.15 (mm) .0 ± 0.25 (mm)	PART NAME 品名 MICRO-FIT 3.0mm SINGLE ROW WAFER 1XXXP SMT 90° TYPE W/SOLDERABLE FITTING NAIL TIN PLATING BLACK INSULATOR REEL PACKING ROHS
DWG. 製圖	Betty	SCALE 比例 參考	PART NO. W4230-XXPSDTBRR
DATE 制表日	2018/10/31	UNIT 單位 M M	料號
		PAGE 張數 1 OF 1	
		REV. 版次 A	